



Procurement Department
495 Upper Falls Blvd
Rochester, NY 14605
585-329-2012
procurementRHA@rochesterhousing.org

IFB123109 Lena Gantt Bldg A Roof & Siding Replacement

IFB139745 Lena Gantt Bldgs K and K Roof & Siding Replacement

ADDENDUM NO. 1

January 13, 2017

This Addendum consists of five (5) pages: this acknowledgement and four (4) pages of specifications.

Acknowledgement:

I have received this Addendum # 1 and have used it in the calculation/preparation of this proposal.

_____ Firm

**This acknowledgement must be submitted with your
proposal or it may be rendered invalid.**

**Rochester Housing Authority
Lena Gantt Roof and Siding Replacement, Phases I and II
HUNT 2285-044**

ADDENDUM NO. 1

January 12, 2017

The following Addendum (Addenda) shall be considered a part of the Contract Documents prepared by HUNT ENGINEERS, ARCHITECTS & LAND SURVEYORS; P.C. dated September 27, 2016.

To PHASE I (BUILDING A) Documents:

To the Specifications:

- AD1 - 1 SECTION 01 22 00 Unit Prices; Part I GENERAL, Article 1.6; Add Paragraph "C. Item: Wall Sheathing. 1. Gypsum wall sheathing: Per Sheet (32 Square Feet)
2. Quantity to be Assumed in Base Bid: All existing wall sheathing.
Contractor is responsible for determining quantity prior to submission of bid.
3. Note: The Contractor shall coordinate with the Owner to determine areas of sheathing requiring replacement.
- AD1 - 2 SECTION 07 46 33 Plastic Siding (**p.66**); Part I GENERAL, Article 1.1; Delete Paragraph B and insert in its place: "B. Aluminum Soffit and Trim."
- AD1 - 3 SECTION 07 46 33 Plastic Siding (**p.66**); Part I GENERAL, Article 1.2; Delete Paragraphs A, C, and F.
- AD1 - 4 SECTION 07 46 33 Plastic Siding (REDUNDANT SECTION, **Pp. 69-71**): Delete in its entirety.
- AD1 - 5 SECTION 07 62 00 Sheet Metal Flashing and Trim; Part I GENERAL, Article 1.1; Delete Paragraph C.
- AD1 - 6 SECTION 07 62 00 Sheet Metal Flashing and Trim; Part II PRODUCTS; Delete Article 2.3 in its entirety.

To the Drawings:

- AD1 - 7 Drawing A0.1, Construction Work Summary Notes; Delete note M and insert in its place: "Inspect and verify that roof ventilation path is unobstructed from soffits to attic spaces. Adjust obstructing insulation, if any. Document and review with Architect and Owner."
- AD1 - 8 Drawing A0.2, Reference Notes; to note 8, Add: "Replace existing flue cap with Selkirk/ Metalbestos High-Wind Cap; size as appropriate for existing pipe diameter."
- AD1 - 9 Drawing A0.2, Reference Notes; Add note "20. Temporarily remove conduit and electrical devices. Reinstall upon project completion (Typical)."
- AD1- 10 Drawing A1.1: At ridges, provide five 16'-0" ventilation slots (ref. typical dimensions shown). Delete 57' and 36' slot notations. Plastic ridge vent units shall be continuous and shall extend to gable ends.
- AD1- 11 Add Drawing A1.2 (included in this Addendum) to the drawing set.
- AD1- 12 To Drawing A4.1: Delete detail 3/ A4.1 and insert Detail 3/ AD-1 (included in this Addendum) in its place.

**Rochester Housing Authority
Lena Gantt Roof and Siding Replacement, Phases I and II
HUNT 2285-044**

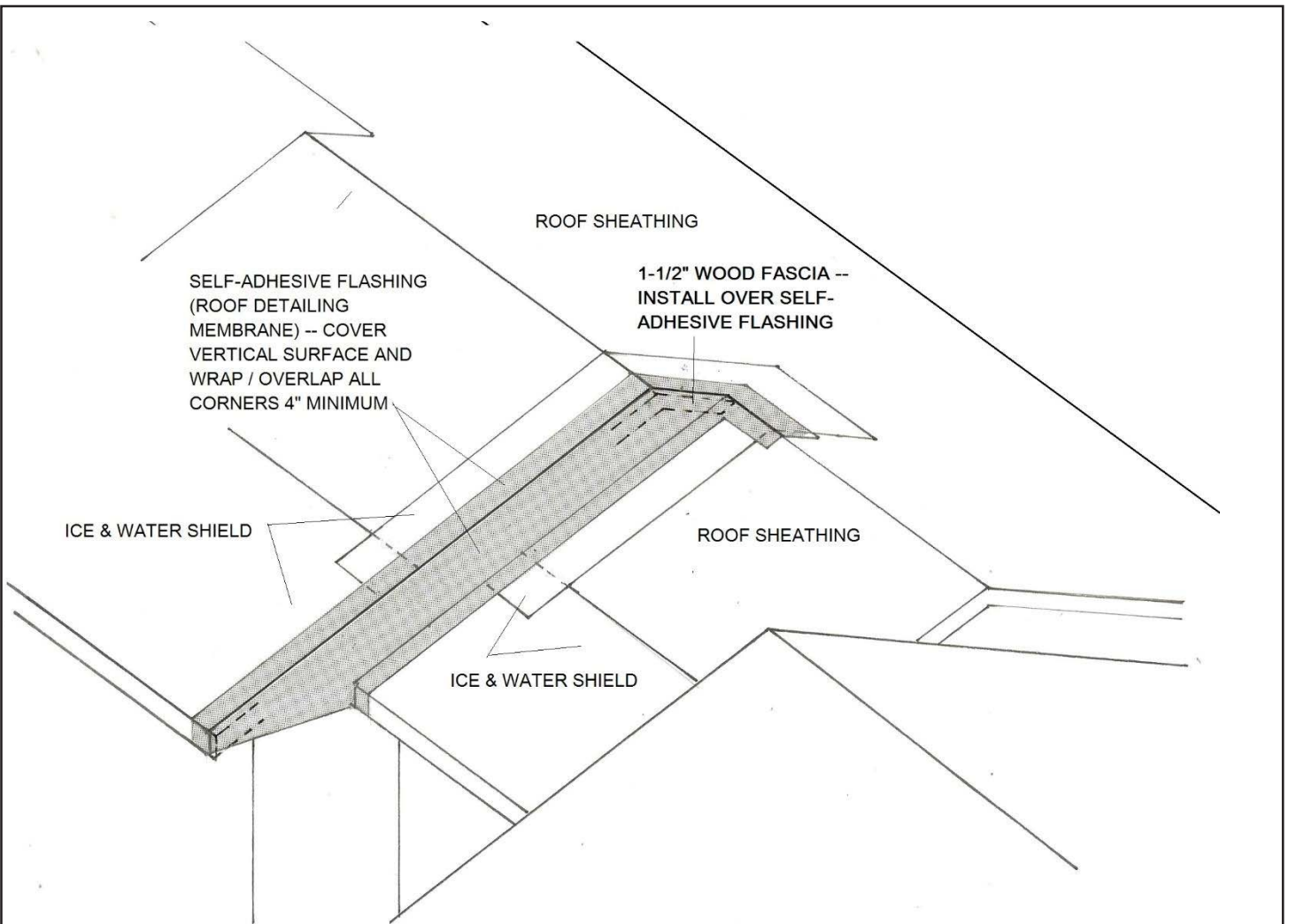
To PHASE II (BUILDINGS K & N) Documents:

To the Specifications:

- AD1- 13 SECTION 01 10 00 Summary; Part I GENERAL, Article 1.3; Paragraph B, Subparagraph 1.a.: Delete "Contract #1" and "Phase I", and insert "Contract #2" and "Phase II" in their place respectively.
- AD1- 14 SECTION 01 10 00 Summary; Part I GENERAL, Article 1.3; Paragraph B, Subparagraph 1.a. 2): Delete "2-20 Vienna Street" and insert "449-439 and 421-415" Vienna Street in its place.
- AD1- 15 SECTION 01 22 00 Unit Prices; Part I GENERAL, Article 1.6; Add Paragraph "C. Item: Wall Sheathing. 1. Gypsum wall sheathing: Per Sheet (32 Square Feet)
2. Quantity to be Assumed in Base Bid: All existing wall sheathing.
Contractor is responsible for determining quantity prior to submission of bid.
3. Note: The Contractor shall coordinate with the Owner to determine areas of sheathing requiring replacement.
- AD1- 16 SECTION 07 46 33 Plastic Siding (p.66); Part I GENERAL, Article 1.1; Delete Paragraph B and insert in its place: "B. Aluminum Soffit and Trim."
- AD1- 17 SECTION 07 46 33 Plastic Siding (p.66); Part I GENERAL, Article 1.2; Delete Paragraphs A, C, F.
- AD1- 18 SECTION 07 46 33 Plastic Siding (REDUNDANT SECTION, Pp. 69-71): Delete in its entirety.
- AD1- 19 SECTION 07 62 00 Sheet Metal Flashing and Trim; Part I GENERAL, Article 1.1; Delete Paragraph C.
- AD1- 20 SECTION 07 62 00 Sheet Metal Flashing and Trim; Part II PRODUCTS; Delete Article 2.3 in its entirety.

To the Drawings:



- AD1- 21 Drawing A0.1, Construction Work Summary Notes; Delete note M and insert in its place: "Inspect and verify that roof ventilation path is unobstructed from soffits to attic spaces. Adjust obstructing insulation, if any. Document and review with Architect and Owner."
- AD1- 22 Drawing A0.2, Reference Notes; to note 8, Add: "Replace existing flue cap with Selkirk/ Metalbestos High-Wind Cap; size as appropriate for existing pipe diameter."
- AD1- 23 Drawing A0.2, Reference Notes; Add note "20. Temporarily remove conduit and electrical devices. Reinstall upon project completion (Typical)."
- AD1- 24 To Drawing A4.1: Delete detail 3/ A4.1 and insert Detail 3/ AD-1 (included in this Addendum) in its place.
-



AT ROOF TRANSITION LOCATIONS:

1. PROVIDE ROOF SHEATHING AS REQUIRED.
2. INSTALL ONE LAYER OF PLYWOOD WALL SHEATHING OVER EXISTING (OR REPLACEMENT) GYPSUM SHEATHING.
3. APPLY ICE & WATER SHIELD TO SLOPED SURFACES AS SHOWN / SPECIFIED.
4. APPLY SELF-ADHESIVE FLASHING TO WALL SHEATHING AND ALL CORNERS.
5. INSTALL 1-1/2" WOOD FASCIA AND COVER / WRAP TOP CORNER WITH ADDITIONAL STRIP OF SELF-ADHESIVE FLASHING.
6. INSTALL FELT, DRIP EDGE, STEP FLASHING, SHINGLES & MISC.
7. INSTALL ALUMINUM FASCIA CLADDING.

3 ROOF STEP UNDERLAYMENT DETAIL (UP TO 2'-0" HIGH)
N.T.S.

 <p>4 COMMERCIAL STREET SUITE 300, 3RD FLOOR ROCHESTER, N.Y. 14618 585 • 327 • 7050 FAX • 327 • 7949</p> <p>WORMHEADS, NY ROCHESTER, NY TORANDA, PA</p>	 <p>ROCHESTER Housing Authority</p> <p>LENA GANTT ESTATES ROOF & SIDING REPLACEMENT</p>	<p>DRAWING TITLE: ROOF STEP UNDERLAYMENT</p> <p>PROJECT LOCATION: VIENNA STREET ROCHESTER, NY 14605</p>	<p>3/AD-1</p> <p>SCALE: N.T.S.</p> <p>DATE: 1-12-2017</p> <p>PROJECT: 2285-044</p>
 <p>ACE ARCHITECTURE Add 1 IEB123109 and IEB139745</p>		<p>Page 4 of 5</p>	

